



# **Open-Xchange Guard v2.6.0 with OX App Suite v7.8.3**

## **Feature Overview**

<b>1</b>	<b>OX Guard v2.6.0 with OX App Suite v7.8.3.....</b>	<b>3</b>
1.1	The Purpose of This Document .....	3
<b>2</b>	<b>Full Encrypted File Support in OX Drive and OX Documents .....</b>	<b>3</b>
2.1	Simpler Guest Invitations .....	6

# 1 OX Guard v2.6.0 with OX App Suite v7.8.3

## 1.1 The Purpose of This Document

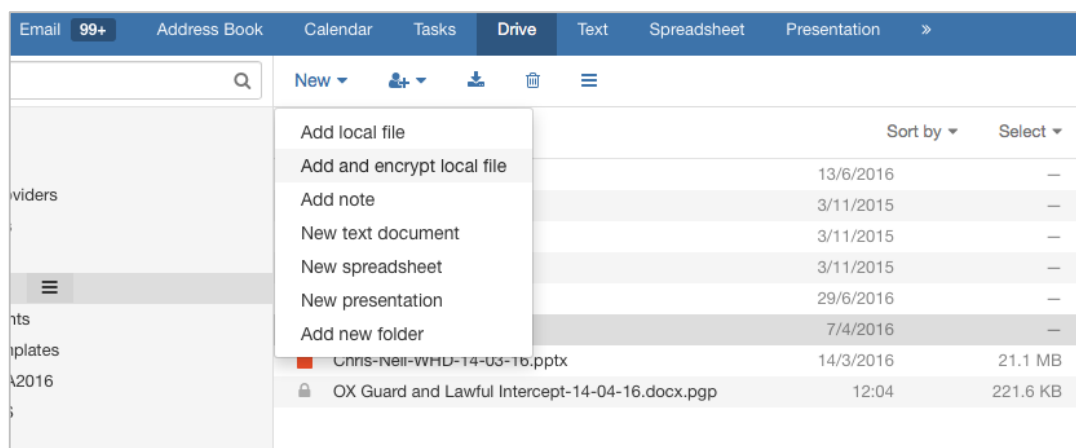
This document provides an overview of the new improvements, and other changes, that come with this major release of OX Guard, v2.6.0.

## 2 Full Encrypted File Support in OX Drive and OX Documents

Previous versions of OX Guard allowed users to upload a file as encrypted, but the functions to interact with those encrypted files were limited. Users could view and download the files, but the ability to edit them with OX Text and use version control were not supported.

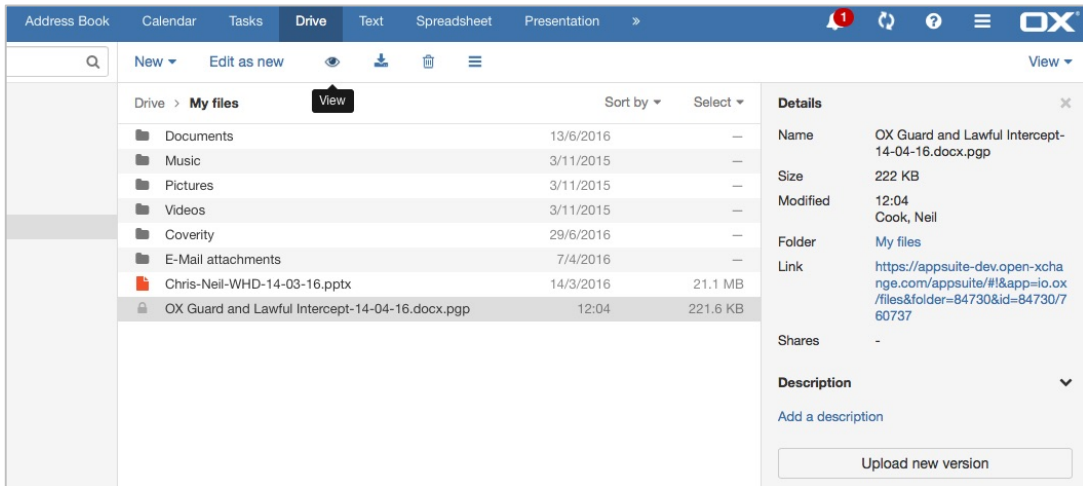
However, this all changes with OX Guard v2.6.0. OX Guard now implements a new file-encryption backend seamlessly into OX Drive and Documents. It uses the same PGP key management that is used for OX Guard Email.

Uploading and encrypting a file is still the same as before:

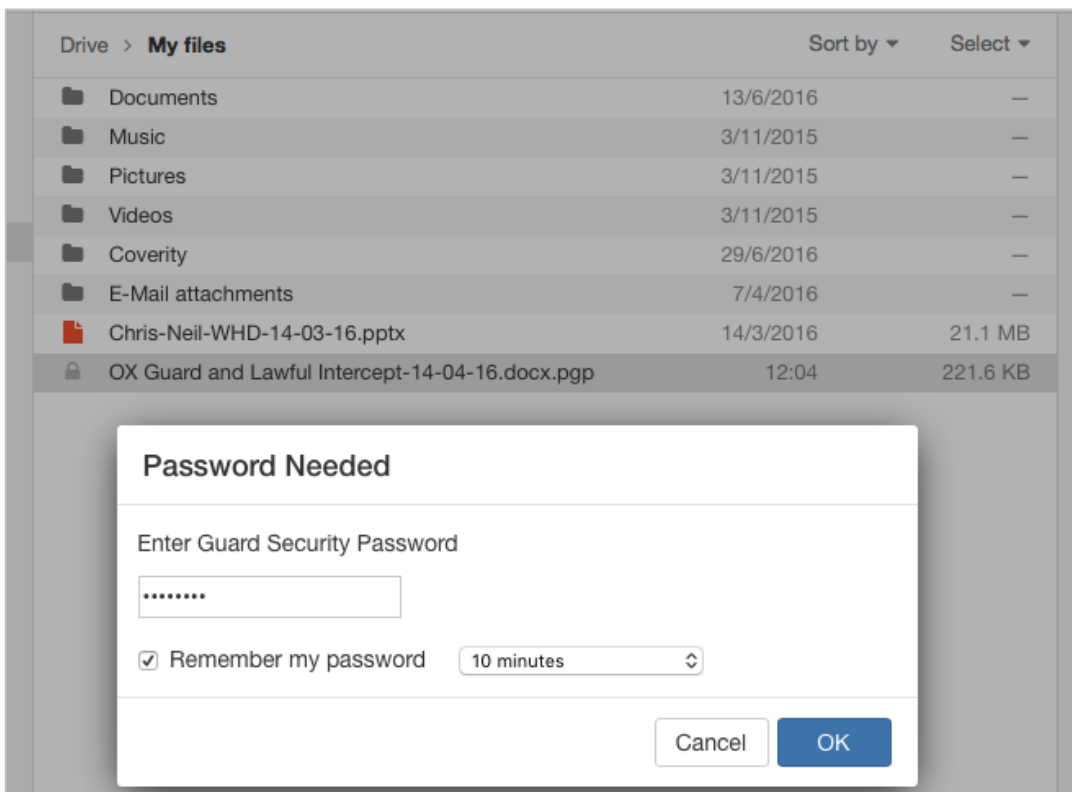


The big difference is after the file has been uploaded the user can view and edit it the same way as an unencrypted file.

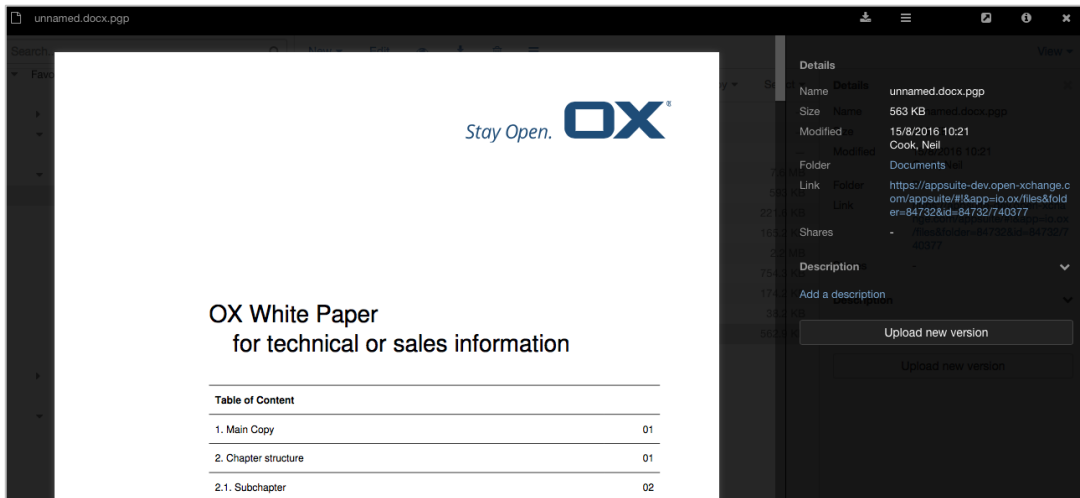
For example, to view an encrypted file, just select the file and click on the View Icon (👁):



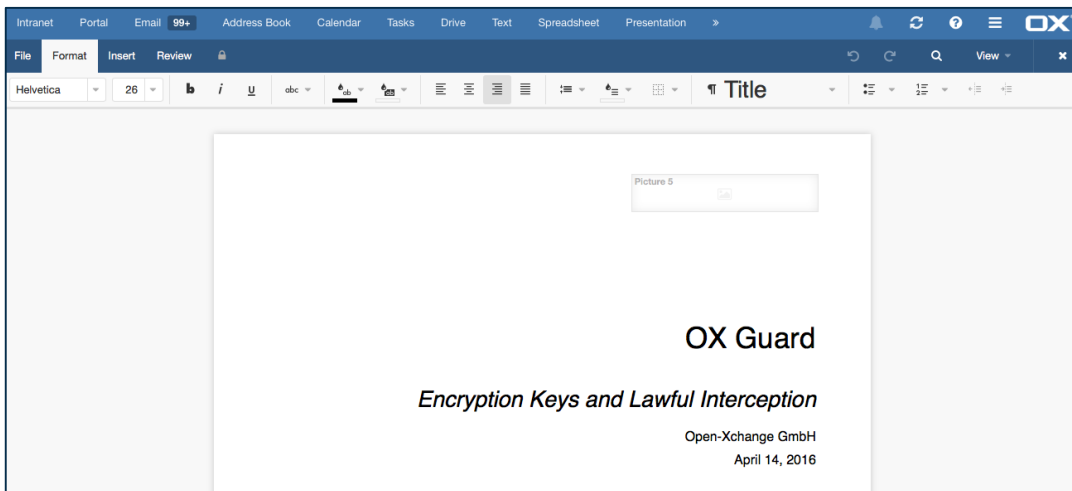
You will then be asked for your OX Guard password (unless you haven't setup OX Guard yet, in which case you'll be asked to choose a password and take to the Guided Tour):



You'll then be able to view the document as normal:



Clicking on the Edit link for the document opens it up for editing as usual (notice the padlock icon that show the file is encrypted):



Any changes made to the document will automatically be saved and the file will continue to be encrypted; this includes renaming the file.

Other types of documents can be easily viewed and edited, including presentations:



Another new feature is 'remembering your OX Guard password'. If you tell OX Guard to remember your password it will not prompt you for your password again when viewing/editing encrypted files, emails or when signing new emails. Previously the password was only remembered when viewing encrypted emails.

## 2.1 Simpler Guest Invitations

With OX Guard v2.6.0 the invitation to new Guest user has been made much simpler. Now only a single email is sent to the new Guest user, instead of the two (one containing a temporary password) in previous versions. The Guest will simply choose a password when they log in for the first time.

New guest users will receive an email as follows:

---

Hi,

this is Neil - I've sent you an encrypted message about Dovecot Anti-Abuse Shield.

Neil

---

You have received a secure **Guard** e-mail

Please click the button below to read the secure Guard e-mail:

[READ MESSAGE](#)

If this does not work you can copy and paste the link below into your browser.

[https://appsuite-dev.open-xchange.com/guard/reader/reader.html?email=pgp-84a8f8c2-6440-4fae-847c-e69e83cd1f3e&user=root%40noware.co.uk&lang=en\\_GB&newGuest=true](https://appsuite-dev.open-xchange.com/guard/reader/reader.html?email=pgp-84a8f8c2-6440-4fae-847c-e69e83cd1f3e&user=root%40noware.co.uk&lang=en_GB&newGuest=true)

Please do not reply to this e-mail. If you want to contact us please click here

© 2016-2020 OX Software GmbH