

Open-Xchange App Suite

Minor Release v7.10.3

Feature Overview

V1.4

1	OX App Suite v7.10.3.....	4
1.1	Intention of this Document.....	4
1.2	Key Benefits of OX App Suite v7.10.3	4
2	General Improvements and Design Changes	5
2.1	GDPR Compliant Export Functionality.....	5
2.1.1	In General	5
2.1.2	Implemented Functionality	5
2.2	Improved Quick Launch Icons Handling	7
2.3	Changed “New” Labels for Primary Actions in Main Modules.....	8
2.4	Improved Window Shadow and Visual Depth of Floating Windows ...	9
2.5	Improved Feedback Dialog	10
2.6	Capability Based Online Help.....	11
3	OX Contacts Enhancements and Design Updates.....	11
3.1	Re-Designed Contacts Lists.....	11
3.2	Re-Design Contact Edit Dialog	13
4	OX Calendar Enhancements and Design Updates.....	14
4.1	Participants in a Consolidated List of External and Internal Users ...	14
5	OX Mail Enhancements and Design Updates	16
5.1	Apply Mail Filter on Existing Mails.....	16
5.2	Mail Folder Labels	16
6	Security Enhancements and Design Updates	17
6.1	Improved Whitelist for Senders and Domains	17
6.2	Security Manager.....	17
7	OX Drive Enhancements and Design Updates	18
7.1	OX Drive Sync API Extended with New Actions.....	18
7.1.1	"syncfolder"	18
7.1.2	New Parameter "mode" for "subscribe" and "listen" Actions.....	18
7.1.3	Added 'pathToRoot' Parameter to Drive API Responses.....	18
8	OX Settings Enhancements and Design Updates	20
8.1	Select and Customize Regional User Settings.....	20
8.2	Setting Icon New Ordered Inside Top bar	21
9	Administration, Technical Extensions, Plug-ins, etc.....	22

9.1 Official Support of Debian Buster (Debian 10)22

1 OX App Suite v7.10.3

1.1 Intention of this Document

This document provides an overview of the new web frontend features, backend improvements and other changes coming included in this minor release of OX App Suite, v7.10.3.

The purpose of this document is to inform Open-Xchange customers and partners about the major changes that have been made in this release.

1.2 Key Benefits of OX App Suite v7.10.3

Open-Xchange is pleased to announce the release of OX App Suite v7.10.3.

Keeping in line with Open-Xchange's end-user strategy OX App Suite 7.10.3 contains many enhancements designed for users and the user experience.

Major enhancements in OX App Suite 7.10.3 include:

- **GDPR Compliant Export Functionality** – To comply with GDPR, organizations have to provide users with the ability to export personal data that they have given to a provider. The export should be in a structured, commonly used, machine-readable and interoperable format that enables them to be able to move to another provider.
- **Re-Designed Contact Dialog** – This redesign provides a more structured and cleaner display of a user's contact lists. It also includes a new edit dialog that is cleaner and provides better usability.
- **Improved Quick Launch Icon Handling** – Based on user feedback Open-Xchange has enhanced the Quick Launch functionality. OX App Suite v7.10.3 now lets users set up 5 Quick Launch Icons.
- **Regional User Settings** – In OX App Suite v7.10.3 the regional setting in the web frontend have been significantly enhanced. A new dropdown has been added to the General Settings section that lets users create a more customized regional setup for their OX App Suite.

2 General Improvements and Design Changes

2.1 GDPR Compliant Export Functionality

2.1.1 In General

As per Article 20 of the GDPR Regulation users have a "Right to data portability". To comply with this important requirement OX App Suite v7.10.3 now provide users with the ability to export personal data that they have given to a provider. The export should be in a structured, commonly used, machine-readable and interoperable format that enables them to be able to move to another provider.

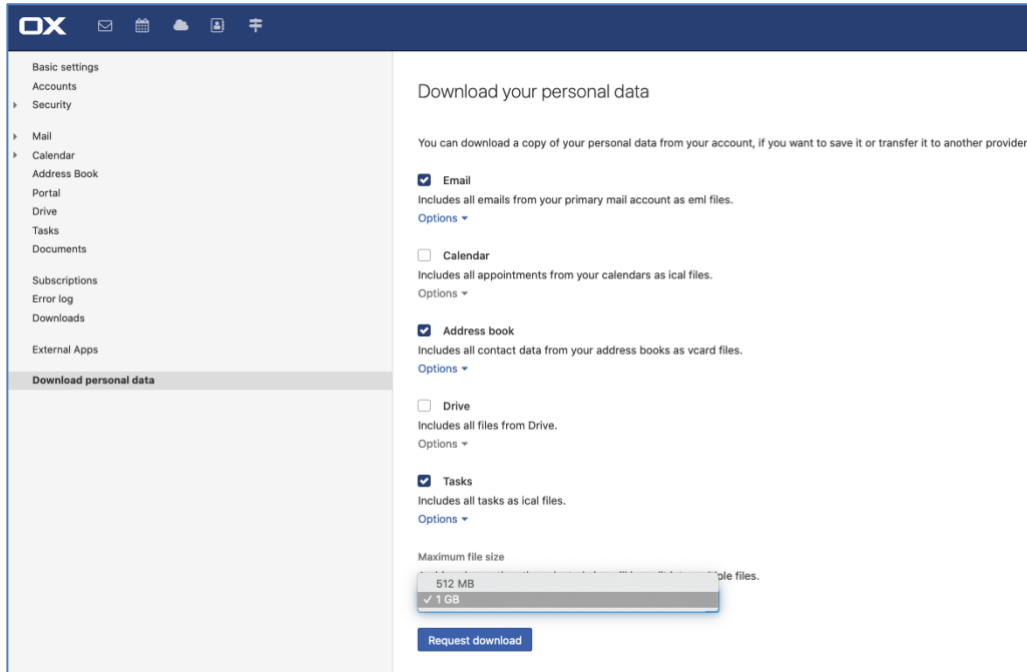
As of today OX App Suite user can already do so by exporting data manually from each of those components (exporting individual folders in the Calendar module or exporting individual emails via email download), but as per GDPR requirements the user needs to be able to download application data in an easier way.

2.1.2 Implemented Functionality

This new version of OX App Suite now provides a one-click download option, found in Settings. The user has the option to request an export of OX App Suite related application data that is related to them. Note that only the data a user is able to receive, or view, via App Suite is part of this export.

As this export can generate extremely large export files (e.g. due to numerous emails in the user's inbox or lot of files stored in OX Drive), the new functionality offers the download for only a certain period of time.

Additionally, Open-Xchange provides several configuration options for this feature. You can set the timeframe for how long the export process should take; you can set how long the export file is available to the user for download and you can set if the user is notified that the file is ready for download in the user settings or via an email.



The following modules can be exported in the following format:

- Email: EML
- Calendar: ICS
- Address book: CSV
- Drive: ZIP of actual files
- Tasks: ICal

When the export file is ready for download it is located in the export section of Settings. The user is then able download it, several times if necessary, for as long as it is available.

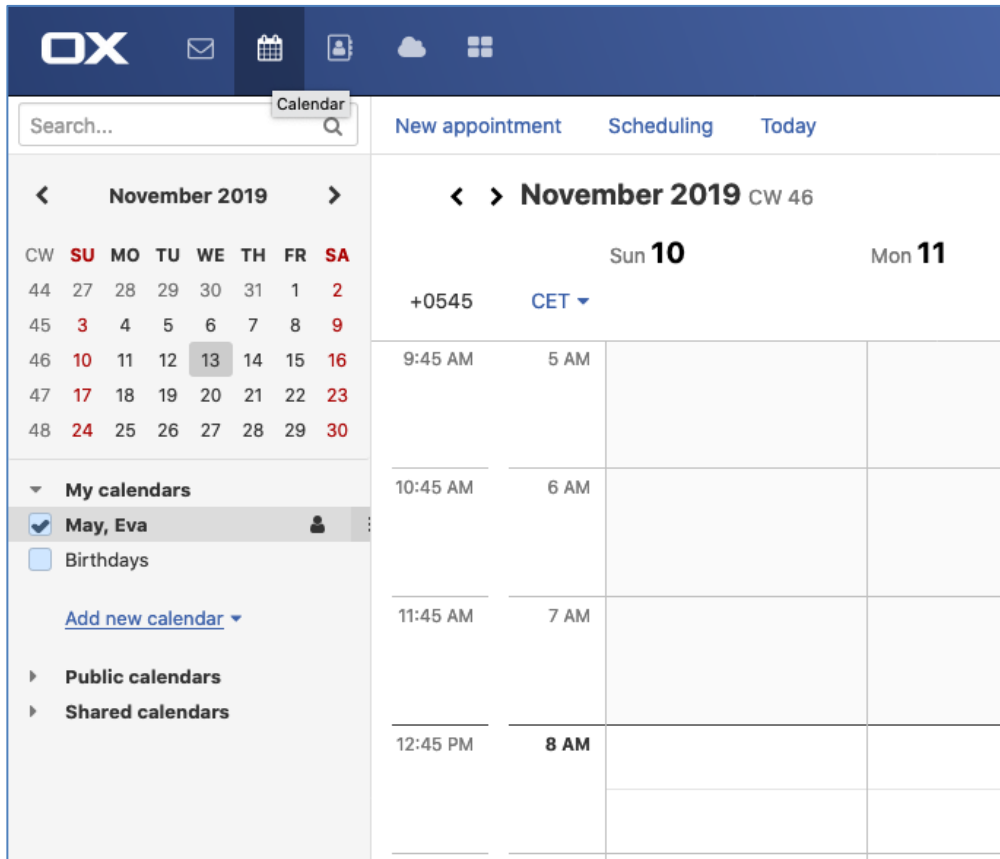
Note that once a user requests an export of data that user will not be allowed to request another export until it is finished.

Further information can be found under:

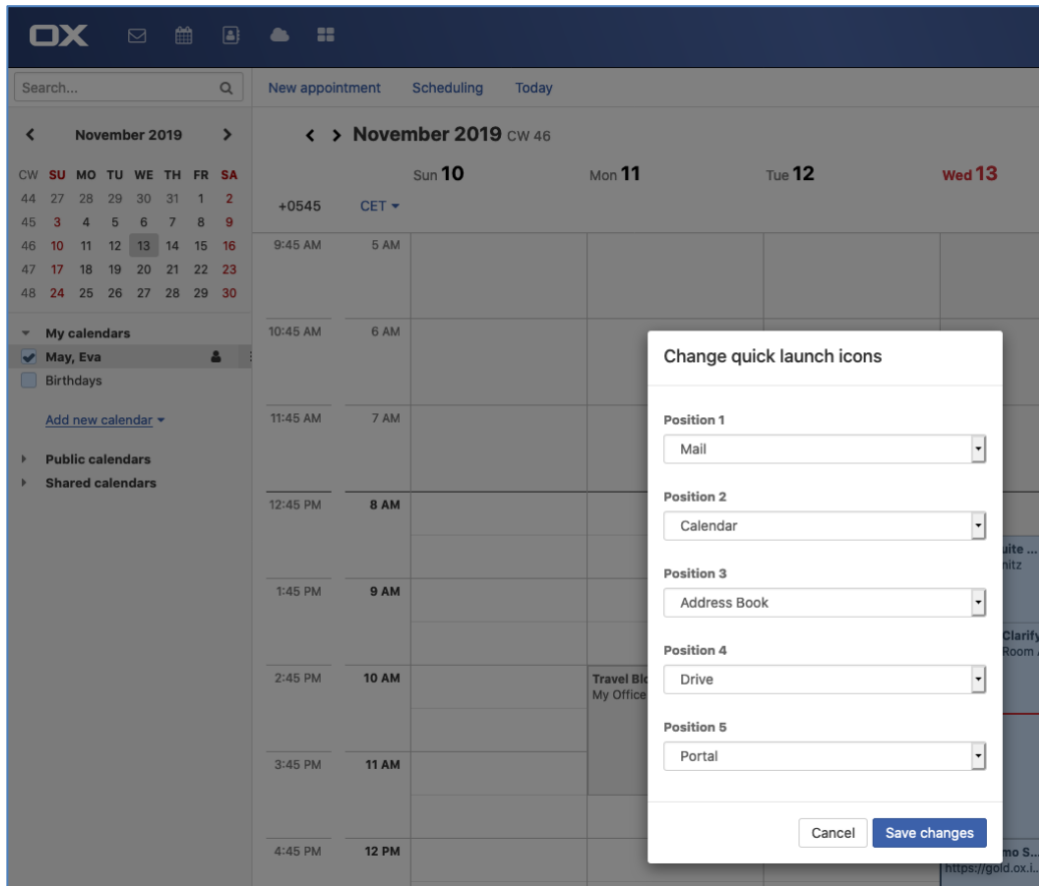
https://documentation.open-xchange.com/7.10.3/middleware/miscellaneous/data_export.html

2.2 Improved Quick Launch Icons Handling

In versions OX App Suite v7.10.1 and v7.10.2 Open-Xchange added, and improved on, a new feature for quick launch icons, located in the top bar of the web frontend. Based on user feedback Open-Xchange has further enhanced the Quick Launch functionality. OX App Suite v7.10.3 now lets users set up 5 Quick Launch Icons.



Of course, the new version also provides the ability to change the associated modules and reorder them in the user setting.



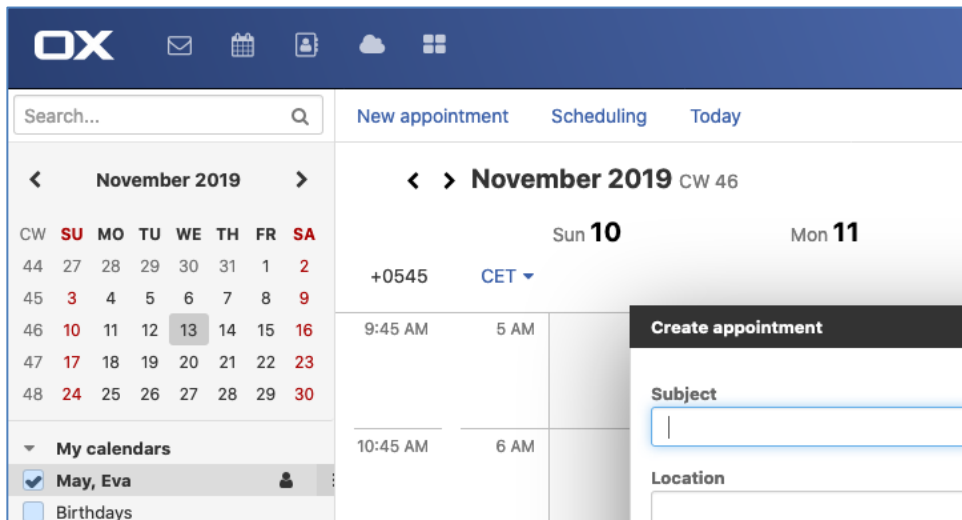
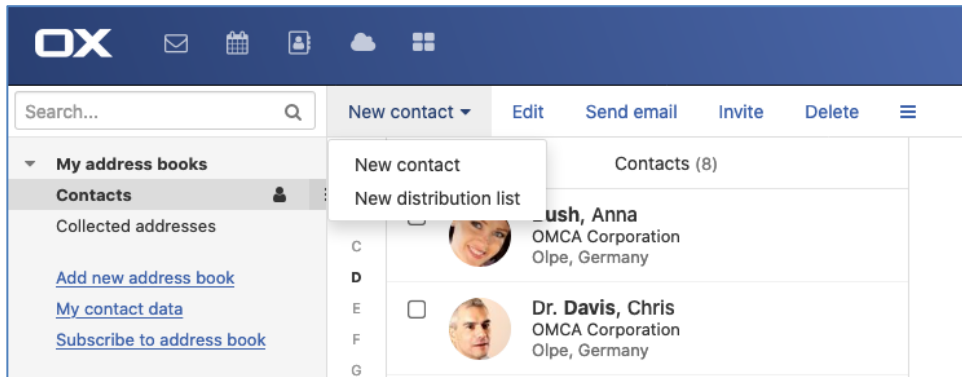
In addition to setting the Quick Launch Icons in the user settings, the 'Change Quick Launch Icons Dialog' can be triggered with a right mouse click on one of the already visible Quick Launch Icons in the top bar.

2.3 Changed “New” Labels for Primary Actions in Main Modules

Based in user testing Open-Xchange identified that most people struggle with the isolated term "New" found in many modules. This is because sometimes users miss the context in which for the term "new" applies. In OX App Suite v7.10.3 Open-Xchange expands some of the label in the main modules.

Changed from “New” to

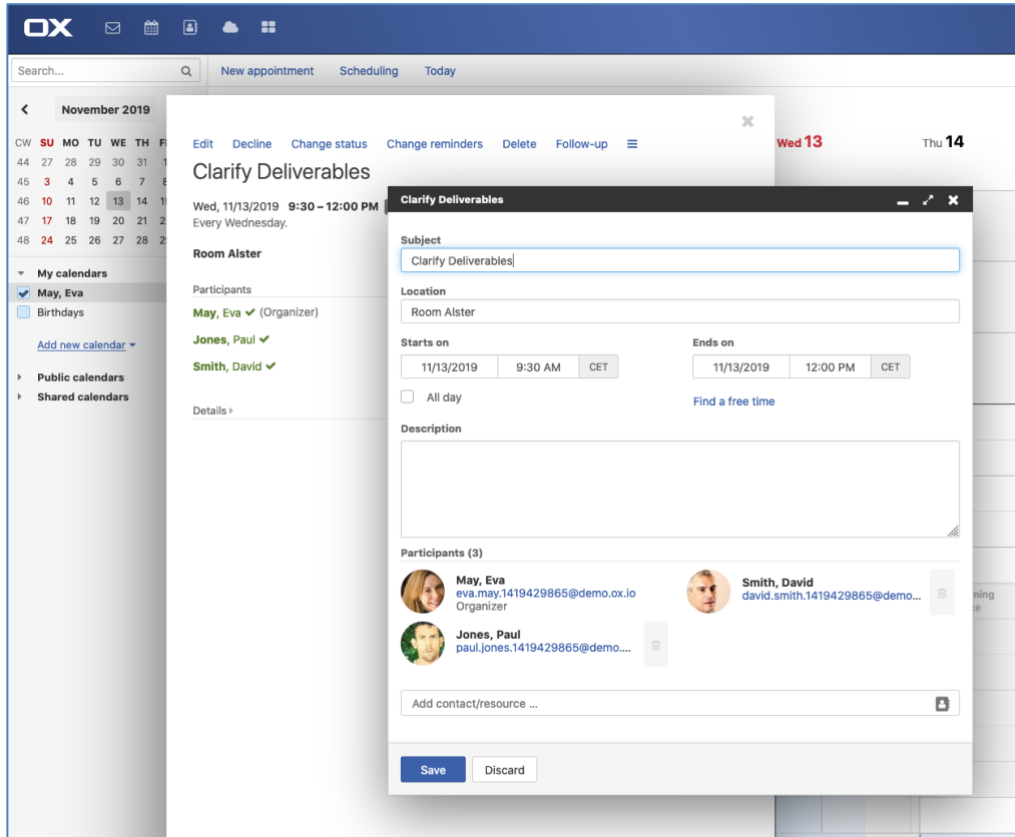
- New Contact
- New Task
- New Appointment



2.4 Improved Window Shadow and Visual Depth of Floating Windows

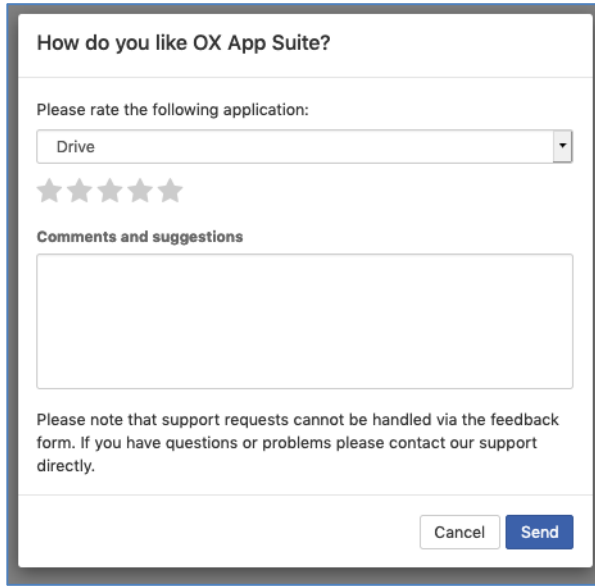
OX App Suite v7.10.0 introduced the concept of floating windows for all edit dialogs (e.g. mail compose, new appointment etc.) and all detail views (e.g. mail, calendar, tasks and contacts).

With the new OX App Suite v7.10.3, Open-Xchange has re-designed the look and feel of the floating windows. The new dialogs are now enhanced with more shadowing to provide deeper visual depth.



2.5 Improved Feedback Dialog

Based in user testing it was identified that the feedback dialog did not clearly tell the user that the dialog was for feedback "for the product". Open-Xchange identified that in some cases users try to send mails using this dialog. Now in OX App Suite v7.10.3 the top bar has been changed from just saying "Feedback" to a configurable introduced string. The default for this string is "How do you like OX App Suite".



How do you like OX App Suite?

Please rate the following application:

Drive

★★★★★

Comments and suggestions

Please note that support requests cannot be handled via the feedback form. If you have questions or problems please contact our support directly.

Cancel Send

2.6 Capability Based Online Help

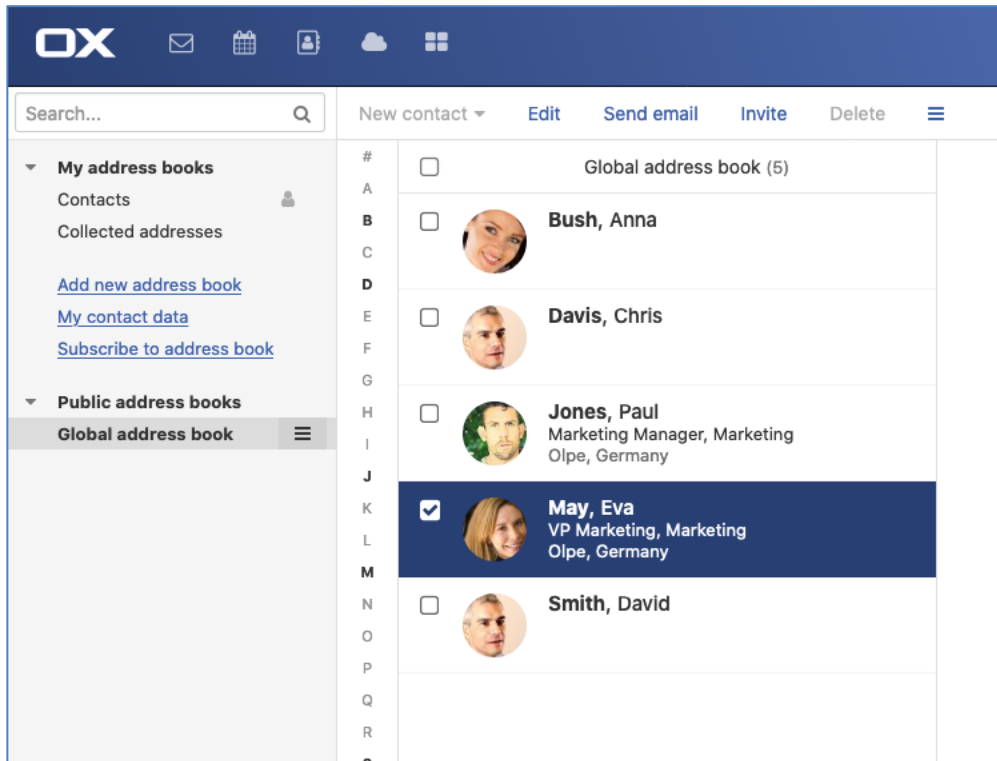
In previous versions the OX App Suite the Online Help always offered access to the entire help content without considering which application modules have actually been activated for that users. The result was that users could access help pages to modules that were not available to them due to provisioning configuration. Now with OX App Suite v7.10.3 the Online Help now respects the user capabilities and disables the help contents of the modules that are not available to that user. This change aims to provide a better user experience and result in a reduction of support calls.

3 OX Contacts Enhancements and Design Updates

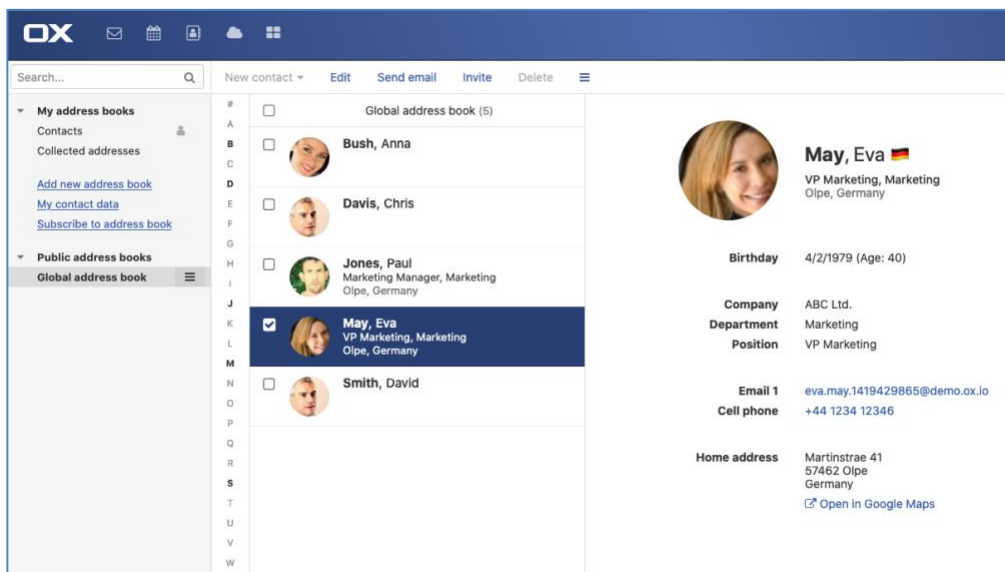
3.1 Re-Designed Contacts Lists

OX App Suite v7.10.3 now provides a new re-designed OX Contacts module.

The new module now provides a cleaner and more user-friendly view. For example the column showing the complete list of contacts now displays the contact names, company information, the business location and the uploaded contact picture.



In addition the detail view has also been re-structured. It now shows all information in one single column. This new structure aims to be more readable on a variety of device and resolution. The contact pictures, and the language settings, are also displayed at the beginning of the detail area.



3.2 Re-Design Contact Edit Dialog

In addition OX Contact New/Edit dialog has been redesigned. The idea was to provide a better user experience and to be able to create fast and easy contacts.

The screenshot shows a 'Contact Edit' dialog box with the following fields and options:

- Name:** First name: Eva; Last name: May
- Birthdate:** April 2, 1979. Includes a red minus icon and a green plus icon with the text 'Add personal info'.
- Company:** ABC Ltd.
- Department:** Marketing
- Position:** VP Marketing. Includes a red minus icon and a green plus icon with the text 'Add business info'.
- Email 1:** eva.may.1419429865@demo.ox.io
- Cell phone:** +44 1234 12346. Includes a green plus icon with the text 'Add email, phone, fax'.

At the bottom of the dialog are 'Save' and 'Discard' buttons.

The new dialog provides all main fields on the first page. If the user wants to add more information they just have to click on the additional menu points behind the small green plus icons.

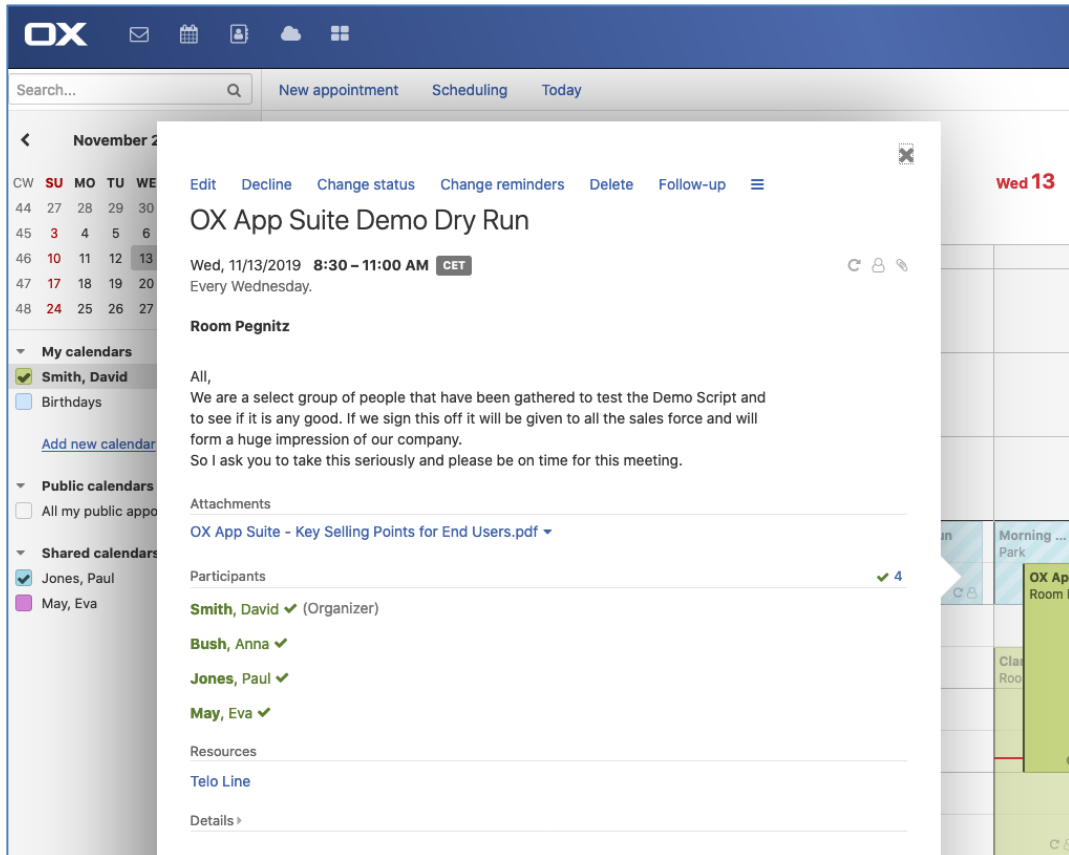
4 OX Calendar Enhancements and Design Updates

4.1 Participants in a Consolidated List of External and Internal Users

With the release of OX App Suite v7.10.3 Open-Xchange has redesigned the participation list in a calendar appointment.

Based on user feedback the separation of external and internal users was found to be confusing and not required. For this reason Open-Xchange has made the following changes:

- The different sections for external and internal participants have now been removed. Internal and external participants are now shown in one list.
- For external participants the mail address is always provided and shown.
- The layout has been changed to a single column. This provides room for longer names.



5 OX Mail Enhancements and Design Updates

5.1 Apply Mail Filter on Existing Mails

In the past mail filters only apply for new mails arriving after the filter was created. Filters could not be applied to emails that have already been received.

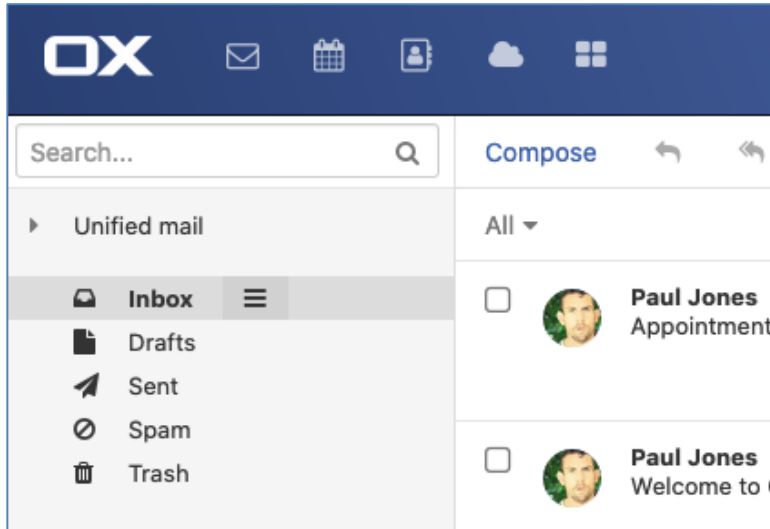
With OX App Suite v7.10.3 a user is able to apply a new, or existing, filter directly to their inbox, aka "re-filter" the inbox.

There are two ways to apply a filter rule directly to a mail folder. First, when creating a filter rule the button "Save and apply..." is presented in the lower part of the Detail View. Once the rule has been compiled, a folder can be defined to which this rule is to be applied after saving. Alternatively, in the list view, the action "Apply..." can be selected for a rule. A folder can now be selected to which the rule is to be applied.

Note for Admins: The feature requires Dovecot v2.2.36 and later versions.

5.2 Mail Folder Labels

To ensure best user experience Open-Xchange works on the readability, and clarity, of the UI labels in each new version of OX App Suite. In OX App Suite v7.10.3 Open-Xchange provides some label changes for the default mail folders in the OX Mail module. In the folder view, the "Unread Message" folder has now been re-named to only "Unread" and the "Sent Objects" folder has been re-named to only "Sent".



6 Security Enhancements and Design Updates

6.1 Improved Whitelist for Senders and Domains

In the past Open-Xchange introduced a whitelist for senders and domains feature. With OX App Suite v7.10.3 this functionality has been improved, and provides new status to define the status in more detail.

A new status, which is called “suspicious”, has been introduced. Also a new warning state, with a special color, will be displayed if the mail authentication had failed.

6.2 Security Manager

The OX App Suite middleware server utilizes the java security manager, along with the OSGI security manager, to help prevent abnormal or unauthorized access to system resources. The primary focus currently is preventing any file system access that isn't required for normal appsuite functionality. This new component of the OX App Suite middleware is now available with OX App Suite v7.10.3. Further information regarding configuration and setup can be found at: https://documentation.open-xchange.com/7.10.3/middleware/security_and_encryption/security_manager.html

7 OX Drive Enhancements and Design Updates

7.1 OX Drive Sync API Extended with New Actions

7.1.1 "syncfolder"

With OX App Suite v7.10.3, the OX Drive synchronization API has been extended with the additional method "syncfolder". In contrast to the existing "syncfolders" action, this routine can be used to trigger the synchronization of a single directory. Further details are available at <https://documentation.open-xchange.com/components/middleware/drive/develop/index.html>

7.1.2 New Parameter "mode" for "subscribe" and "listen" Actions

The actions "mode" and "subscribe" in the Drive API has been extended with an additional parameter that specifies the desired mode for generated push notifications. If it is set to "separate" explicit SYNC actions for those directory versions where changes have occurred will be returned, if possible. If the parameter is not supplied, or set to "default", or if distinct push notifications are not possible, a generic overall SYNC action will be sent in the notification.

Further details are, or will be, available at <https://documentation.open-xchange.com/components/middleware/drive/latest/index.html>.

7.1.3 Added 'pathToRoot' Parameter to Drive API Responses

The OX Drive synchronization protocol uses a certain root folder as the entry point for the synchronization, and treats all subdirectories as relative to this root folder. Added parameter pathToRoot to responses for

- settings
- syncFiles
- syncFolder
- syncFolders

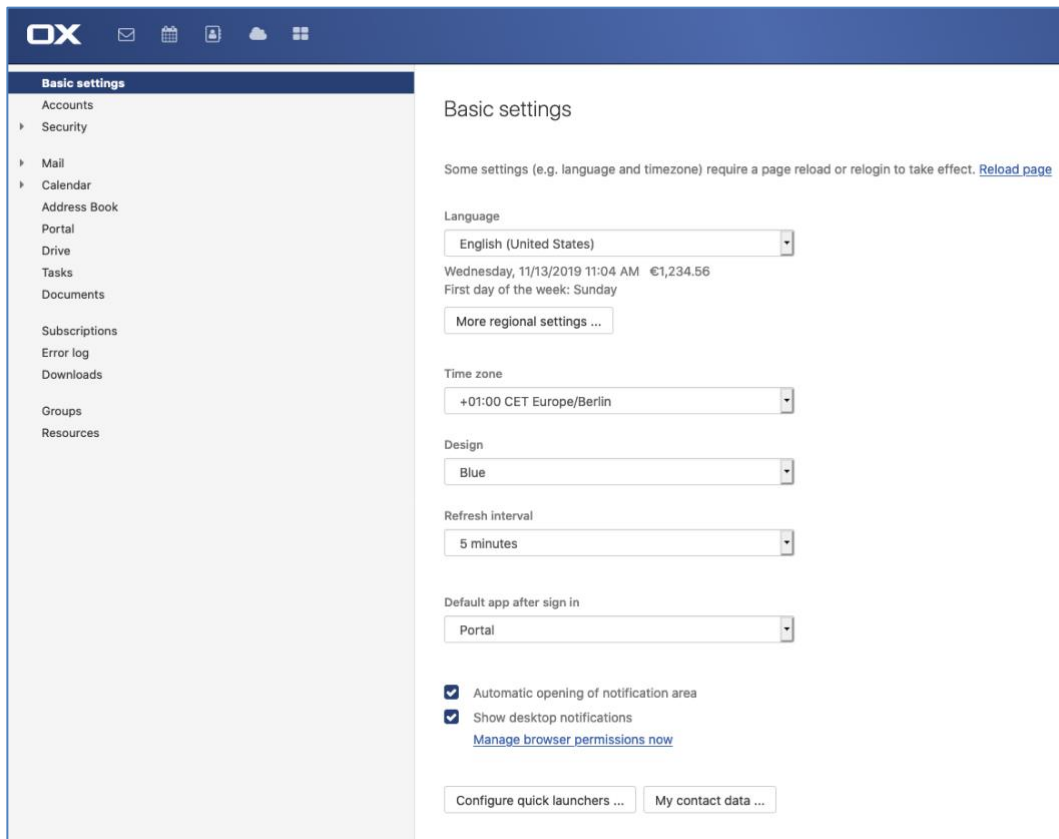
requests, containing the path to internal 'real' root folder from given root folder.

8 OX Settings Enhancements and Design Updates

8.1 Select and Customize Regional User Settings

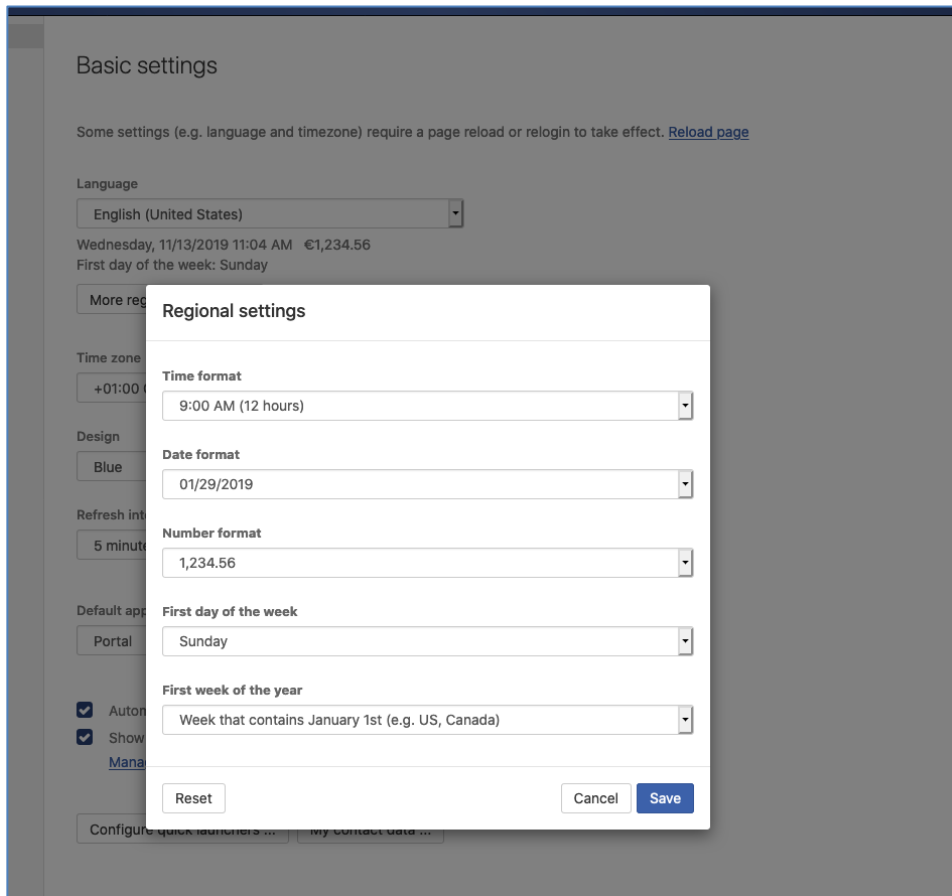
OX App Suite v7.10.3 now provides more flexibility in the regional settings in the web frontend. In the past the selected language determined all the regional settings, such as date and time formats, start of the week (Sunday vs. Monday) and how to calculate the first week of the year.

The new version provides in the general settings section, the ability to set a Language. This will then load the general regional settings for that language.



If the user wants to override these defaults, they can click on the "More regional settings" link.

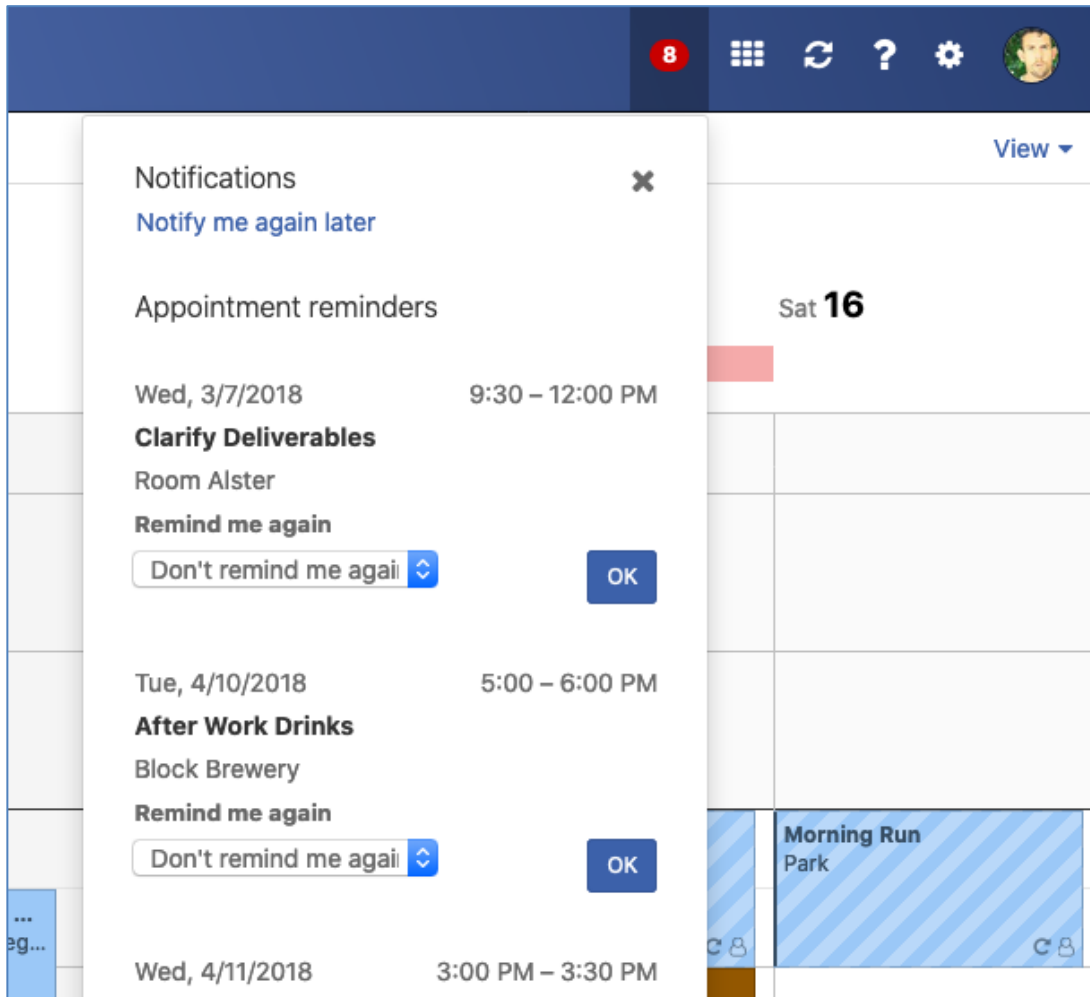
This opens a dialog that lets the user customize the time format, date format, number format, first day of week and first week of year.



In this way they can, for example, set an English web frontend but still have time in 24 hours and maybe the week starting on a Monday.

8.2 Setting Icon New Ordered Inside Top bar

End user testing has shown that some users have problems finding the OX App Suite settings, as it was located in the dropdown on the user image in the upper right. With OX App Suite v7.10.3 Open-Xchange has decided to move the settings to an icon directly into the top bar menu. This provides better visibility and access to the settings.



9 Administration, Technical Extensions, Plug-ins, etc.

9.1 Official Support of Debian Buster (Debian 10)

With OX App Suite v7.10.3, Open-Xchange provides official support for Debian Buster (Debian 10). Debian 10 is the successor of Debian Stretch (Debian 9), which will also continue to be supported over the next months. We encourage administrators to update to the latest operating system version. The download and installation guides are available in Open-Xchange's OXpedia under:

https://oxpedia.org/wiki/index.php?title=AppSuite:Main_Page_Quickinstall#Quick_Installation_Guide