

Open-Xchange App Suite

Minor Release v7.10.2

Feature Overview

V1.4

1	OX App Suite v7.10.2	3
1.1	Intention of this Document	3
1.2	Key Benefits of OX App Suite v7.10.2	3
2	General Improvements and Design Changes	4
2.1	Browser Tabs for OX Documents	4
2.1.1	Characteristics of the New Browser Tabs	5
2.2	Inline-Help for OX App Suite Web Frontend	6
2.3	Virus-Scan for all File Downloads	7
3	OX Calendar Enhancements and Design Updates	8
3.1	Appointment Changes by Participants	8
3.2	Organizer Role Transfer.....	10
3.3	Subscribe and Unsubscribe to Shared Calendars	11
3.4	Download Multiple Attachments in PIM Apps at Once.....	12
4	OX Mail Enhancements and Design Updates	13
4.1	Attachment Preview Before Sending	13
5	OX Drive Enhancements and Design Updates	14
5.1	More Information About Photos (Exif).....	14
5.2	Improved Handling of File Versions	15
5.3	Improved File Version History	16
6	OX Settings Enhancements and Design Updates	17
6.1	List of All Active OAuth Accounts.....	17
7	Administration, Technical Extensions, Plug-ins, etc.	18
7.1	Introduced Consistent Handling of Context Administrator	18
7.2	New Option to Cleanup Tombstone Database Tables.....	18
7.3	Extended Tools for Update Tasks.....	18
7.4	Unique Display Names.....	19
7.5	New Provider as Source for Geo Location Service.....	19
7.6	Support for Japanese Outlook CSV File Import.....	19

1 OX App Suite v7.10.2

1.1 Intention of this Document

This document provides an overview of the new web frontend features, backend improvements and other changes coming included in this minor release of OX App Suite, v7.10.2.

The purpose of this document is to inform Open-Xchange customers and partners about the major changes that have been made in this release.

1.2 Key Benefits of OX App Suite v7.10.2

Open-Xchange is pleased to announce the release of OX App Suite v7.10.2.

Keeping in line with Open-Xchange's end-user strategy OX App Suite 7.10.2 contains many enhancements designed specifically for the user and the user experience.

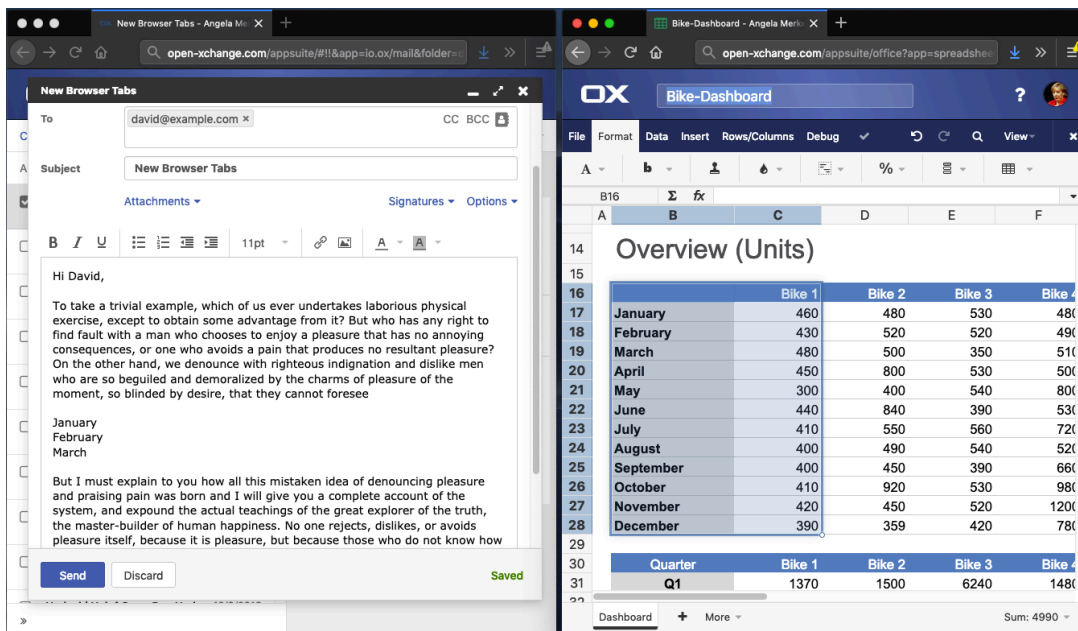
Major enhancements in OX App Suite 7.10.2 include:

- **Edit documents in new browser tabs** – To allow simultaneous document editing, and multitasking, documents are now edited in a separate browser tab.
- **OX Calendar improvements** – Organizers can now specify if an appointment can be changed by participants or not. Additionally, the organizer role can be moved/reallocated to other participants
- **Additional file handling support** - Support for the display of more Exif data for photos. Also file version handling has been improved

2 General Improvements and Design Changes

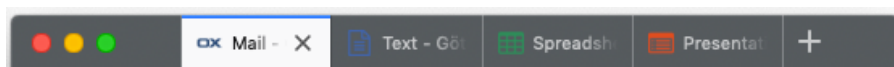
2.1 Browser Tabs for OX Documents

Often there is a need to edit an email and a document together. This can now be achieved by working with documents in separate browser tabs. The different browser tabs can now easily be arranged so that they can be viewed side by side. This makes editing an email and/or different documents together much easier.



OX Mail and OX Spreadsheet in two browser tabs

This new browser tab feature also makes it easy to switch back and forth between multiple documents. A document icon in the tab also helps to identify the three different document types:



OX Mail browser tab and three document browser tabs

In this version a new browser tab automatically opens whenever a document is edited, or the office apps are used. Here are a few examples:

- Click OX Text, OX Spreadsheet or OX Presentation in the App Launcher.
- Double-click or “edit” a document in OX Drive.
- Create a new text documents, spreadsheet or presentation in OX Drive.
- Edit an email, calendar address book or task attachment (“Edit as new”).
- Select “new” or “open document” from the “Files” tab within OX Text, OX Spreadsheet or OX Presentation.
- Click “edit” when viewing a document in the OX Documents Viewer.

2.1.1 Characteristics of the New Browser Tabs

Documents in browser tabs do have some specific differences compared to the general OX App Suite browser tab:

- Notifications, app launcher and update icon have been removed. These features are only available in the general OX App Suite tab.
- The document title is displayed in the top bar. The title can be edited directly in the top bar.
- Closing the document can be done in two ways: Close the browser tab or close the document via the document close option. If the document close is used, the related OX Documents landing page is automatically opened, after the document is closed.

Note: OX Documents AutoSave feature ensures that all edits are automatically saved.

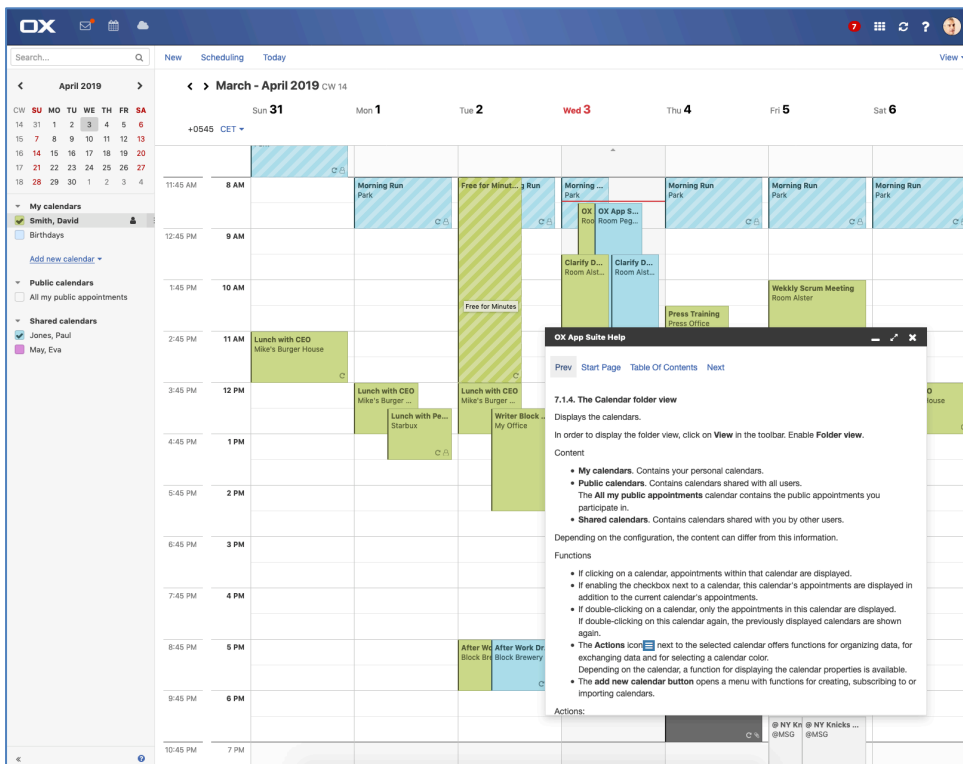
- New documents can be created, or existing documents can be opened from the “Files” menu tab within OX Text, OX Spreadsheet or OX Presentation.

- “Show in Drive” switches to the general OX App Suite tab.
Note: This feature is not supported on Firefox and Edge.
- If signed out/timed out of OX App Suite in a document browser tab, the user must re-login back in the OX App Suite main tab to start a new session.
- The new browser tab handling is not available on Internet Explorer 11 or mobile browsers.

2.2 Inline-Help for OX App Suite Web Frontend

In the past OX App Suite opened help information in a new window or browser tab. User feedback has shown that this is not the preferred way to provide context sensitive help as it suddenly switches the users focus away from the application.

Due to this feedback OX App Suite v7.10.2 now displays ‘online help’ directly in the web frontend as a floating window. This allows OX App Suite to provide side-by-side help to users precisely where they need to get help.



Inline-Help for OX App Suite Web Frontend

2.3 Virus-Scan for all File Downloads

OX App Suite v7.10.2 introduces the functionality to implicitly scan attachments for viruses. This new feature happens before a file is downloaded.

Each download will first check to see if the configuration allows it to be scanned (max file size, etc.). If the scan is successful and there is no virus, the download will start.

In the case a virus is found, the user sees a dialog that shows the user all the information about the result. Inside the dialog, the user then has the option to "cancel the download" or "download infected file", if the user really wants to download the infected file.

Note for Administrators:

Make sure antivirus capability is set. All further information can be found at

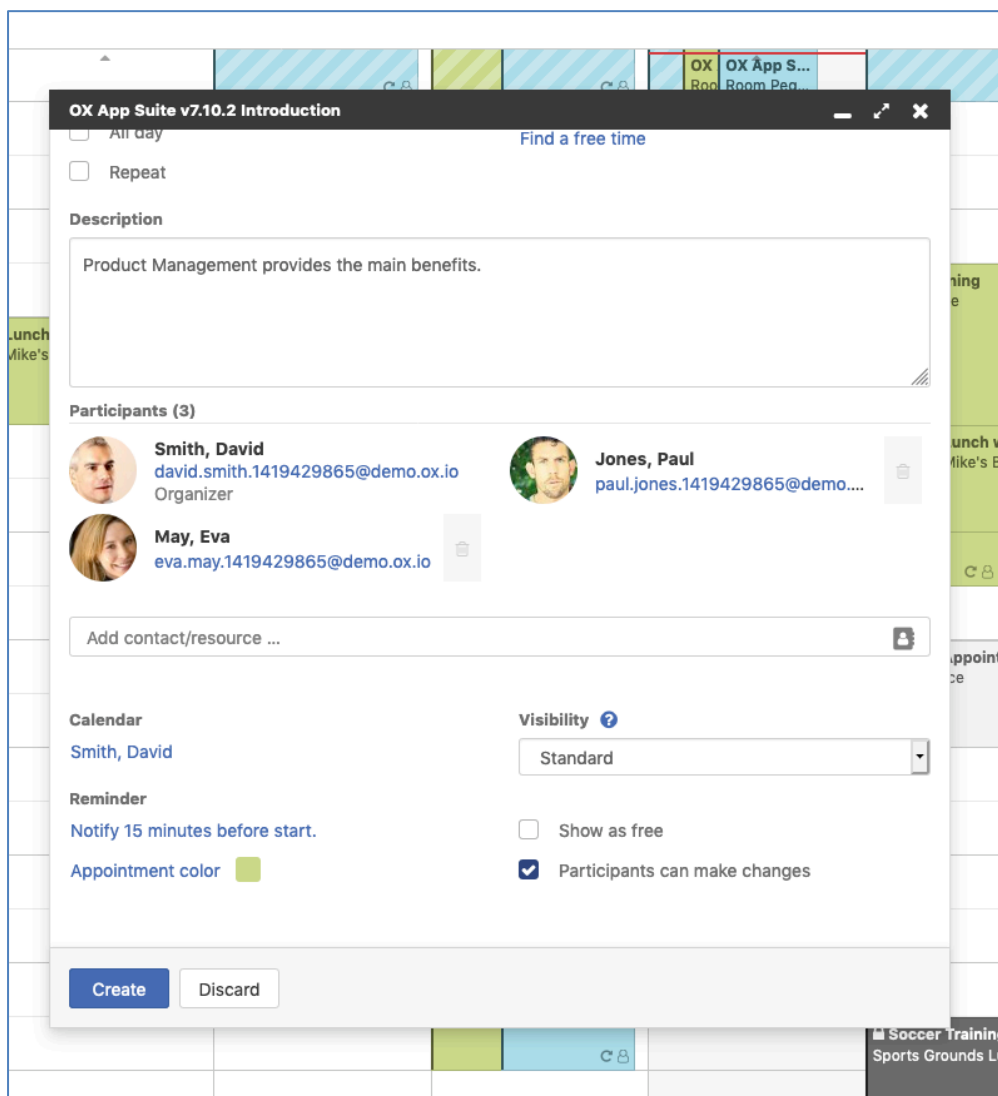
https://documentation.open-xchange.com/7.10.2/middleware/security_and_encryption/anti_virus.html

3 OX Calendar Enhancements and Design Updates

3.1 Appointment Changes by Participants

To be more flexible in event organization it's often useful to let attendees change the appointment instead of routing all changes through the organizer, i.e. "ask the organizer to add someone, change the location, etc.".

With OX App Suite v7.10.2, the organizer can choose, at event creation or event editing, to allow attendees to change the appointment.



Participants can make changes

Inside the appointment creation/edit dialog the organizer now has a new checkbox that lets them open the appointment for participant's to make changes.

In addition to the checkbox inside the appointment dialogs, OX App Suite now also provides a new entry in the user Calendar/Setting section that lets users set the default behavior for new appointments.

Workweek view

Week start Monday ▼ Workweek length 5 days ▼

New appointment

Default reminder
[Notify 15 minutes before start.](#)

Default reminder for all-day appointments
[No reminder](#)

Default reminder for appointments in birthday calendar
[No reminder](#)

Mark all day appointments as free

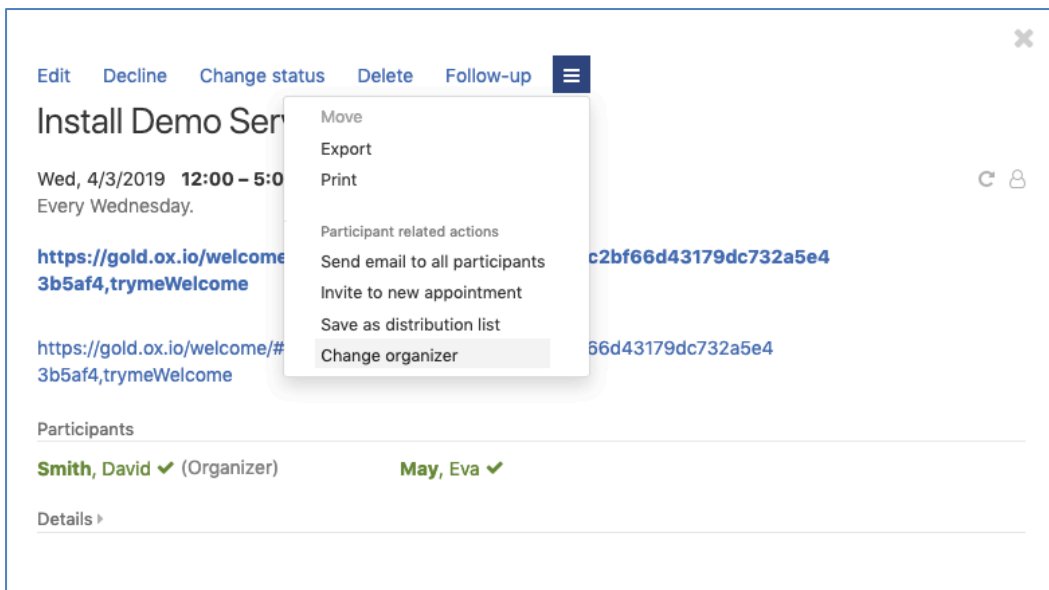
Participants can edit appointments

Default for new appointments

3.2 Organizer Role Transfer

OX App Suite v7.10 and v7.10.1 introduced a completely new version of the OX Calendar. Together with a new UI update, and a more standardized behavior, the new calendar utilizes the backend capability of both iCalendar and CalDAV to provide outstanding interoperability.

With 7.10.2 the organizer of an event can hand the event over to another OX App Suite user. Doing this makes the other user become the new organizer of the event, and thus is able to change the event. This feature is deactivated by default and can be activated via configuration.

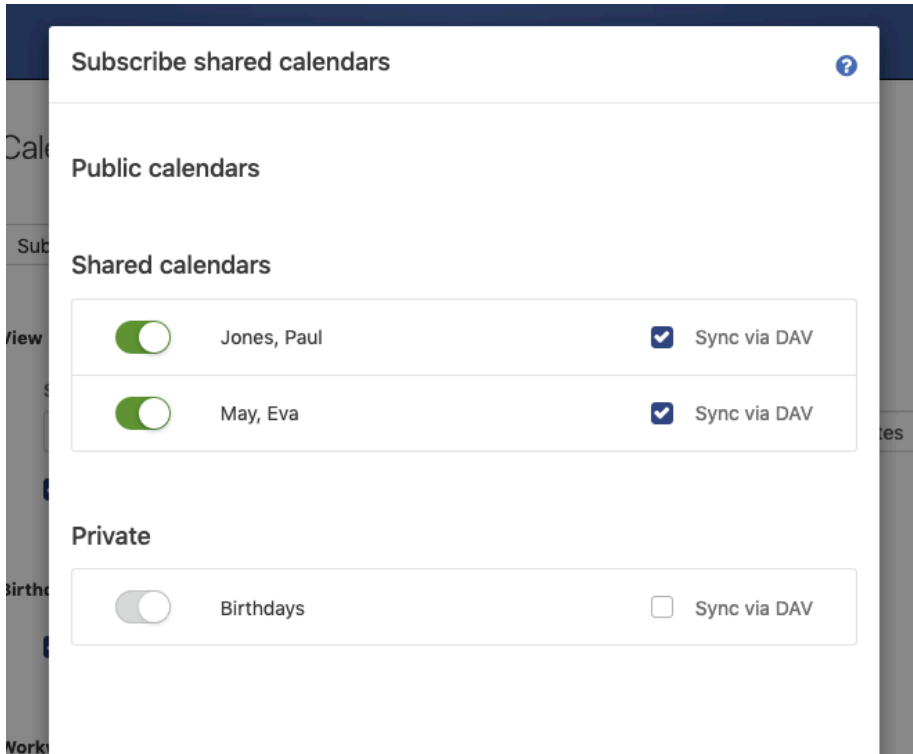


Change organizer

Note for Admin: The feature is deactivated by default and can be activated by setting the property `com.openexchange.calendar.allowChangeOfOrganizer` to `true`.

3.3 Subscribe and Unsubscribe to Shared Calendars

Open-Xchange v7.10.2 provides a new option in the calendar user settings. This new setting section, the user is able to define which shared or public calendar will be synced with CalDAV to other devices. A list of all available calendars is provided in the user calendar setting. The user can mark a calendar as ready for sync or not.

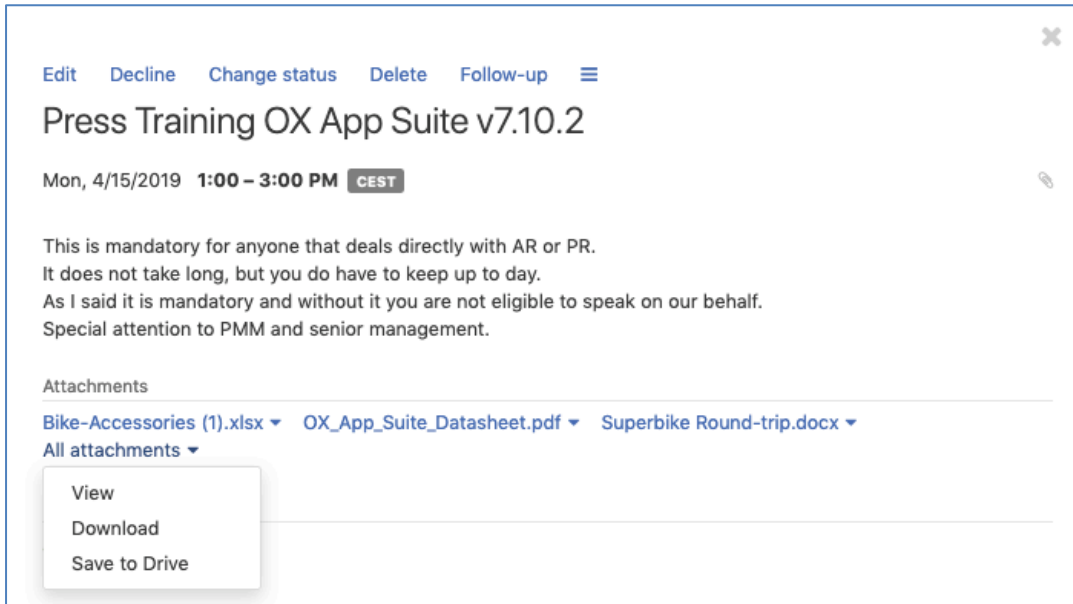


Subscribe shared calendars in settings

This functionality is also provided via the context menu of a calendar folder. Additionally, with this new version subscribed calendars from e.g. Schedjoulos or generic iCalendar subscriptions are not exposed via CalDAV.

3.4 Download Multiple Attachments in PIM Apps at Once

OX App Suite's OX Drive and OX Mail already supported the download of multiple files via a single zip file. Now with 7.10.2 this functionality has been extended to the remaining modules that offer attachment or file support.



Download multiple attachments

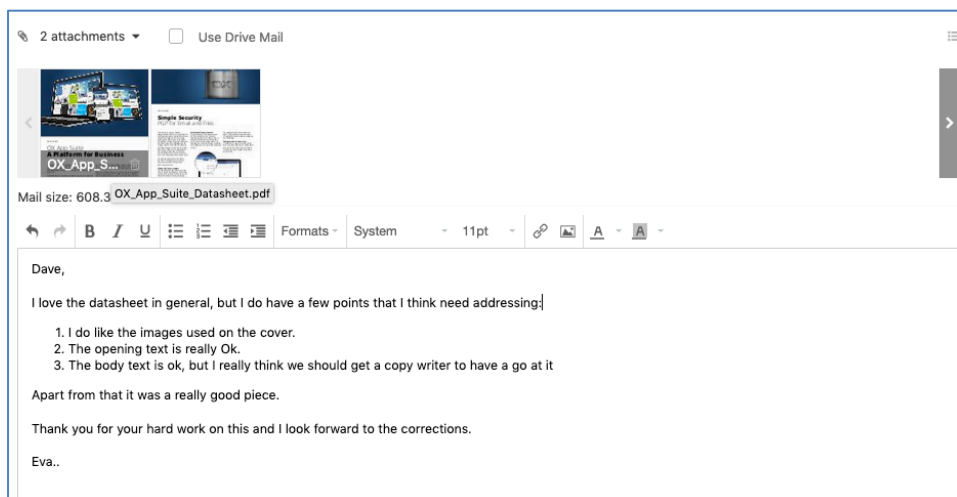
4 OX Mail Enhancements and Design Updates

4.1 Attachment Preview Before Sending

In former version of OX App Suite there was no attachment preview when creating a new email. The reason was that the attachment was only uploaded at send time.

OX App Suite v7.10.2 introduces a new and important usability feature in the email creation dialog. This feature includes the following functionality:

- Attachments are uploaded at the time the user adds the attachment in the mail compose window
- The attachment is upload in the background and hence will not hinder the user to proceed with other OX App Suite tasks
- The progress of the attachment upload (progress bar) is provided to the user during upload in the mail compose view
- Attachments uploaded by the user can now be previewed before sending the email
- The user can still press send before the upload has completed and OX App Suite functions as before (continues the upload before the email is actually sent)



Attachment preview before sending

To provide this functionality, Open-Xchange introduces a new Mail API for OX App Suite. Further information can be found at

https://documentation.open-xchange.com/latest/middleware/mail/mail_compose.html

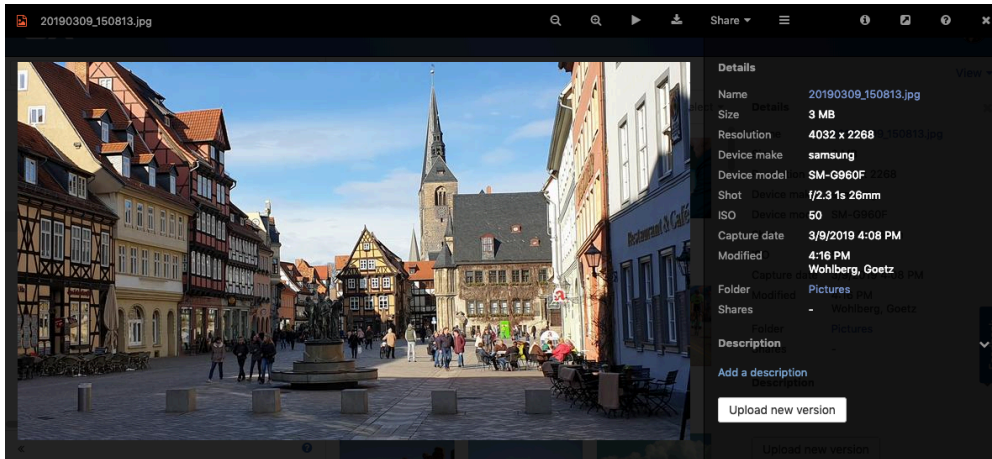
5 OX Drive Enhancements and Design Updates

5.1 More Information About Photos (Exif)

With the digital cameras boom a lot more photos were taken/produced than ever before. Even smartphones provided the ability to take high-quality photos. One of the advantages of digital photos is that they store certain data about the photo. This data is called “Exif data” and stands for “Exchangeable Image Format”. It includes photo information such as camera model, aperture, exposure time, focal length, ISO speed and more.

OX App Suite now displays the most important Exif data of a photo in the details view of OX Drive and the OX Documents Viewer:

- File size
- Image size
- Device make
- Device model
- Shot details (aperture, exposure time, focal length)
- ISO
- Capture date

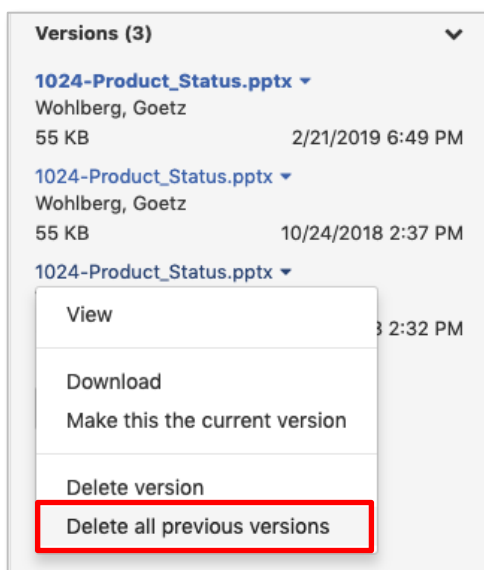


Details view with Exif data

5.2 Improved Handling of File Versions

Any time a document is edited with OX Documents or a new version is uploaded, OX Drive overwrites – but does not discard – the old version of the document with the updated version. OX Drive keeps track of all file versions, and users can view, download, delete or revert to a prior version of a file at any time. Now it is also possible to delete all previous versions of a file in one step.

If there are multiple versions of a file, OX Drive now allows users to manage all versions of that file in the details view.



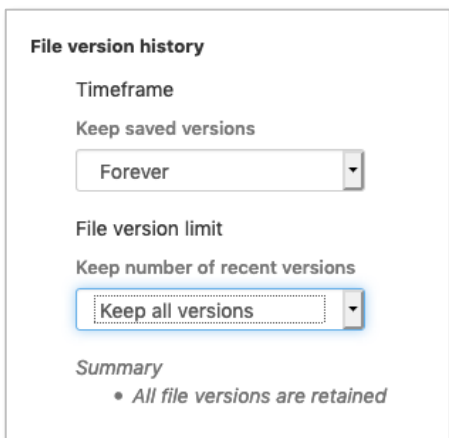
Versions in "Details view"

5.3 Improved File Version History

By default, the number of file versions that OX Drive saves is unlimited. Editing a document frequently can end up with many unused versions of the document that can take up a lot of storage quota and need to be cleaned up manually (see chapter 5.1).

Today administrators can configure how many file versions should be saved as well as what their maximum age is. Now users have been given more control to manage the file version history. With this new version the user is able to change the settings of:

- **Timeframe:** The period of time OX Drive stores previous versions of a file. By default, versions are saved forever.
- **File version limit:** The number of file versions that OX Drive saves. By default, all versions are kept.



Settings for "File version history" in "Settings – OX Drive"

When the user selects a timeframe (e.g. 30 days) or a file version limit (e.g. 100 version), the summary gives an overview of the resulting behavior in up to three bullet points:

File version history

Timeframe

Keep saved versions

30 days

File version limit

Keep number of recent versions

100 versions

Summary

- All file versions older than 30 days will be deleted
- When a file has more than 100 additional versions, older versions of the file will be deleted
- Older versions will be deleted after next login or when a new version is created

Summary of custom file version settings

Note: The number of recent versions does not include the current version of the file. That means there will always be 1 more version of a file. For example, if the version limit were set to 1, there would still be 2 versions of the file:

- The current version
- The most recent prior version

6 OX Settings Enhancements and Design Updates

6.1 List of All Active OAuth Accounts

In order to include some external services OX App Suite uses OAuth accounts to provide a secure identity (/me). Each service relates to an OAuth account that in turn represents the service data.

OX App Suite 7.10.2 provides a list of accounts that use an OAuth identity to authenticate. This list can be seen in the “Accounts” area inside the settings.

In addition to the already displayed information about internal accounts, eMail and File storage accounts, OX App Suite 7.10.2 now also displays calendar folders and imported address books.

7 Administration, Technical Extensions, Plug-ins, etc.

7.1 Introduced Consistent Handling of Context Administrator

In many cases, such as "one user per context" scenarios, the context administrator account can irritate the end user when it is displayed in permission lists or the global address book.

OX App Suite v7.10.2 introduces a new config-cascade backed setting that defines whether the context admin should be shown or not, this applies to all clients (for example App Suite, CalDAV and CardDAV clients, OX Drive, ...).

Note for Administrators: Further information can be found at

<https://documentation.open-xchange.com/components/middleware/config/7.10.2/#mode=search&term=com.openxchange.showAdmin>

7.2 New Option to Cleanup Tombstone Database Tables

Whenever a contact, appointment, task, folder or file is removed, OX App Suite stores a record in a special 'tombstone' database table to aid synchronization. In former OX App Suite versions this was not automatically cleaned up. This resulted in the entries in those tables growing at infinitum.

OX App Suite v7.10.2 introduces options to purge tombstone entries from those tables that are older than a configurable timespan. The default is three months, but can be set accordingly.

7.3 Extended Tools for Update Tasks

The configuration to exclude update tasks from executing is not actively maintained anymore. For this reason OX App Suite 7.10.2 now provides a different way for the administrator to check if, and which, update tasks are pending. A new command-line utility ("listpendingupdatetasks") is now capable of listing all update tasks that are registered, but were not yet executed against a specific schema.

7.4 Unique Display Names

In the past the unique display name requirement of users in the same context has led to complications during provisioning and user management. The need for a unique display names in the same context was historically driven by OX App Suite having to comply to 3rd party API's which did not allow multiple users with the same display name in the same context. Over time those 3rd party integrations either changed their methodology or were not supported by Open-Xchange anymore. This means that OX App Suite 7.10.2 does not require this limitation anymore. With OX App Suite 7.10.2 the system administrator can now disable the interface checks for unique display names and now multiple user accounts with the same display names can be created in the same context.

Note for Administrators: Further information can be found at

<https://documentation.open-xchange.com/components/middleware/config/7.10.2/#mode=search&term=com.openxchange.user.enforceUniqueDisplayName>

7.5 New Provider as Source for Geo Location Service

In addition to the currently supported source for Geo Location Services (MaxMind GeoLite) OX App Suite now also supports Ip2Location.

Note for Administrators: Further information can be found at

https://documentation.open-xchange.com/7.10.2/middleware/miscellaneous/geolocation_deployment_guide.html

7.6 Support for Japanese Outlook CSV File Import

Microsoft Outlook exports to CSV files using column headers specific to the language of the actual client application. OX App Suite 7.10.2 will extend the language specific support for those CSV files and will add Japanese as a supported language format.